
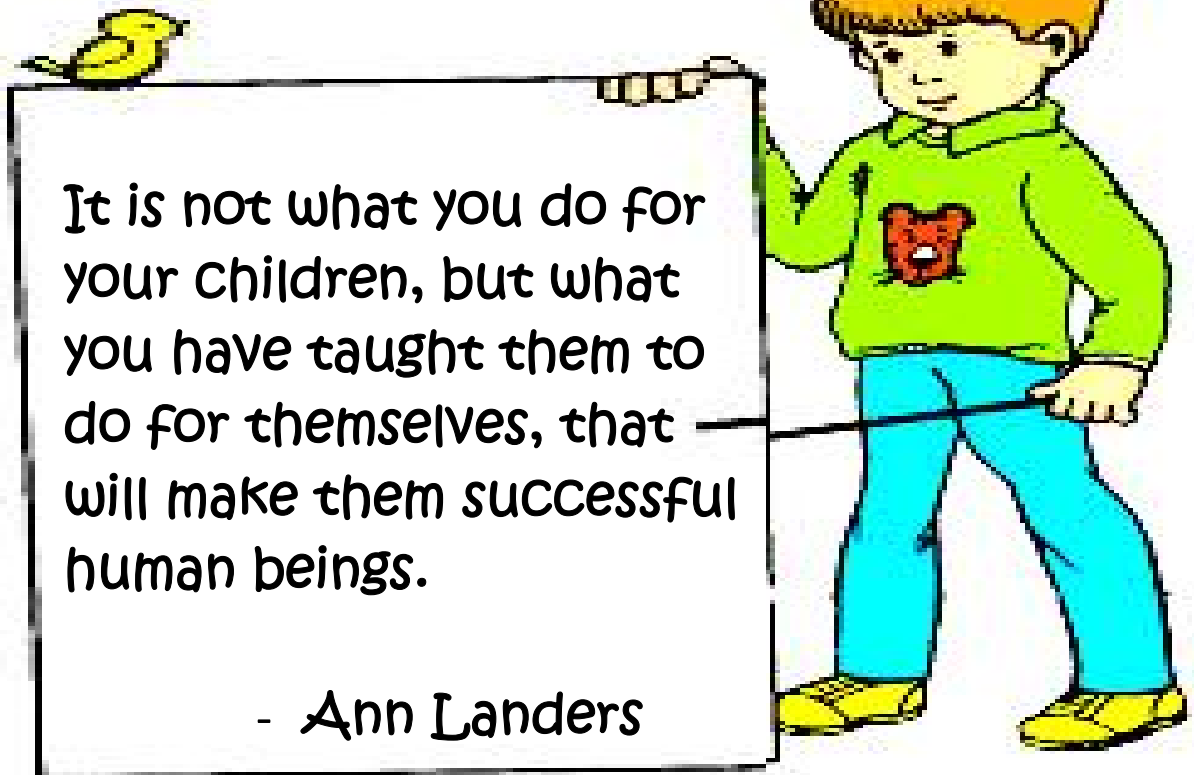


NURSERY SUMMER HOLIDAY FUN



**"H for Happiness
H for Holidays"**



It is not what you do for
your children, but what
you have taught them to
do for themselves, that
will make them successful
human beings.

- Ann Landers



Vacation time is fun time. Here are some fun-filled activities for you to do with your child at home and make summer vacation more enjoyable. Learning is fun when we share experiences with our loved ones. So, go ahead and have loads of fun with your little one. There is no better time than the one spent with the loved ones. This summer vacation, gather memories to cherish for a life time.

SING ALONG

Childhood memories should be full of fun and frolic. Rhymes and songs are an essential part of the growing up years. Sing along with your child and have fun. While you are at it, you could also sing the phonics song along with your child (for reference you could use jollyphonics.com). This will help strengthen the phonic sounds of letters of the English Alphabet. (In case you require any help regarding the phonic sounds, you can get in touch with the teacher and clarify your concerns).



A READER IN THE MAKING



“The journey of a lifetime starts with the turning of a page.”- Rachel Anders. It is said that children are made readers in the laps of their parents, and rightly so. Research has found that reading storybooks to children is one of the most important activities for developing the knowledge required for eventual success in reading. Reading to children has been found to be related to language growth, emergent literacy and reading achievement. In addition, reading to children also stimulates them to read books themselves and further develop their cognitive skills. Besides these advantages, reading becomes a nurturing activity that helps to strengthen the bond between the parent and the child. We recommend that you read to your child every day. Set aside a time in the day to read to your child (preferably books with lots of colourful pictures, as this makes it interesting for the child). Not only does this help in building and enhancing the vocabulary of the child, but also puts him / her into the habit of reading every day.

MEMORY BANK

Create a wonderful memory bank of your child’s drawings, mark making, and attempts to imitate writing. Provide opportunities for your child to draw/write. Whenever you go to the mall / grocery shop, ask the child to help you make a list. It doesn’t matter if it is just scribbling, or squiggles, or drawing, or just lines. Since the child is not aware of letters, we should not expect words from the child on paper. But, it gives the child an idea of how to write and initiates the child to the purpose of writing (why people write). You can then write a small note of what the child has created on the same page. This not only serves the purpose of initiating the child to the world of writing, it also will serve as a wonderful memory bank for you to cherish with your child forever. Imagine, taking out these pages 12-15 years down the line and smiling at the wonderful memories that you have created together.




NUMBERS ARE FUN



Make counting fun by making it a part of the daily household chores. The children are comfortable with recognizing numbers 1-5 and also counting objects related to numbers 1-5. Encourage your child to do the same at home as well. For instance, when in the kitchen, ask the child to count 4 potatoes, 2 onions, 3 tomatoes and so on (whatever you need to cook at that time). Another way of doing the same is during meal times, ask the child to count the total number of plates / bowls on the table. Learning can be very exciting if we make it fun-filled. If the child feels comfortable, you could go beyond 5 also. You could also practice rote counting 1-20.

MAGIC WITH SHAPES

Cut out different shapes (using different colours) from pastel paper and encourage your child to make any figure such as a car, a bird, an animal, a house, an aeroplane, a train, etc. (for example, for a train: use circles for wheels, rectangle for the engine, coaches, etc.). This helps to reinforce the concept of basic shapes (circle, square, triangle, rectangle) done in the class in a fun-filled manner.



WONDERS OF WATER

This is the season to enjoy splashing in water. This summer vacation help your child explore water in various ways. Let your child enjoy mixing edible colours in water and see the colour of the water changing. You could also let your child pour water from one container to the other (using containers of different shapes and sizes) and let the child observe that the shape of water changes each time.



MESSY DAY



We all only have one childhood to live. Let us make it fun and memorable for our children. Children love to explore with colours and paint. Encourage your child to have a messy day as often as possible. You could tape newspaper to the floor and let the child enjoy painting randomly onto it. To ensure that the child does not smear his/her clothes with paint, you could make the child wear an old oversized t-shirt (yours). Besides using paint brushes, you could let the child make impressions onto the paper using bubble sheet, corrugated sheet, bottle caps, clay moulds, plastic fork, etc. Have creative fun with your child. You could later laminate it and use it at home as table mats or create a beautiful collage of your child's art to decorate the home.

HOUSEHOLD GAMES

Sort out the kitchen cabinets with your child. Encourage him/her to place all the big container/plates/spoons on one side and the small ones on the other side. Or you could place the small plates on the upper shelf and the big plates on the lower shelf. This works two ways, one with the concept of big and small and two with the concept of up and down. You could also sort and pair objects together. Children would also have a lot of fun sorting out the family wardrobe. You could encourage your child to sort by size or by family member, and even count the clothes belonging to each member, thereby strengthening a variety of concepts.



HELP AT HOME

Involve your child to help you with the daily house-hold chores (like laying the table, putting the clothes in the laundry basket, etc.). This not only keeps the child busy, but also enables the child to be self-sufficient gradually. Encourage your child to help you with kneading the dough; besides being fun it is also a fabulous motor development activity which helps to strengthen the muscles of the arms and hands.



TIDY-UP

Put your child into the habit of tidying up after every activity. This will not only help keep the house in order, but will also help in inculcating an essential value, of cleanliness, in the child. Talk to them that if you see litter anywhere in the house, pick it up and throw it in the bin and when your child helps you to do that, he/she will not throw things around and make a mess (either inside or outside the house) as they would understand the importance of and the effort involved in keeping the place tidy and clean. If the child is helping you knead the dough, encourage the child to tidy up after the same.



SHARING

Discuss with your child about the important value of sharing. Start from home...you could encourage him/her to share toys with the children of the household helpers that you have. You could even encourage your child to give away old toys, books, clothes (in good condition) to those who need them, but are not privileged enough to have them.



NOTE: If you have any concerns or queries regarding the holiday assignments, do speak with the Class Incharge at the school number (0129-4198500) before 31st May 2016. Wishing you an enjoyable vacation with your child!

